

Technical requirements for Alliage – Cie Patiperos

Outdoor version : Stage dimension : 8m x 8m (Minimum)

Two person on tour (ideal) :

Simon Ramseier – Choreography and dance

Clémentine Le Bas - Artistic support and music cues

Material : Alliage has no scenography. It is very easy to adapt to a stage. If possible to have a dance floor it is better, but it can also be performed in the street. I would need to know the type of floor before. My jacket is first on the floor for the first part of the show before i put it on. Everything is transported by train easily by the team. Best conditions : I appreciate to have a calm place to warm-up (one hour before the beginning if close to the stage)

Sound : Classic sound diffusion with sound on stage and good quality for the public. I have someone with me to send the music cue. There is an audio text in french that i can translate to english easily. To understand the audio text the public should have a good sound quality and be in a not too noisy area.

Rain : The performance can not be played on a wet stage while it is raining. The stage needs to be dry for security and quality of the work.


Public : The public can be frontal or surrounding the stage. For a better experience, the stage should be in a place where some of the audience (older people, persons with disabilities) can sit. Frontal or tri-frontal is the best way to enjoy the performance for the audience.

Light : no specific needs for an outdoor version by day. By night : It can be a very simple full stage light. * Optional : We could recreate the original shadow projected on a back wall (in the theatre version) if possible and time as in the theatre version. (2nd and 3rd page)




The optional night shadow that can be projected on a wall if time and space possible :

It can and has already be performed without any special light for this last part of the piece.



The projector for the night shadow on the wall is down stage.



Indoor Version :

Original light from the creation in the Theatre du Loup. Adaptation can be made with material available in the theatre, the company has not bought any light material yet.

Light Cues

Eos Show File Printout

Show Name: CDD24 Alliage6
Print Time: 2024-06-27 16:13:20
Last Save: 2024-06-27 16:05:58
File Created: 2024-02-12 18:04:32
Eos Version: Version 3.0.1 Build 31

Cues..... Page 1

Cues

(Best viewed with Setup PDF options set to Landscape Orientation and Letter, Legal, A3, or A4 Paper Size)

Cue List 1 entrée public

Cue	Label	Int	Up	Down	Focus	Color	Beam	Dur	M	B	A	P	Af	Mv	FwHg	Link	Loop	C
Cue 1/5	entrée public			5				5										
Cue 1/9	NOIR SALLE			8	8	8	8	8	M					D	H0.1			
Cue 1/11	AUTO.STROBE+SON APRÈS 1MN	8		8	8	8	8	8		b				D				
Cue 1/15	APRÈS 2 TOURS EN COURANT	0		4	0.1		0.1	4.1	M	b				+	H1			
Cue 1/20	AUTO			0.1		0.1	0.1	0.1		b				D				
Cue 1/30	QUAND IL MARCHE			4:00	4:00	4:00	4:00	4:00	M	b				D				
Cue 1/40	AVEC SON "HELICOPTÈRE"			2:00	2:00			2:00							H0.1			
Cue 1/50	AUTO			4:00	4:00	4:00	4:00	4:00		b					H0.1			
Cue 1/60	AUTO			4:00		4:00	4:00	4:00										
Cue 1/70	FIN SON, SUR DEPL. VERS MICRO			5	5	5	5	5						+				
Cue 1/80	POSE MICRO.+SON "SIMON ESSAI V4"	4-10		4	5	5	5	14		b								
Cue 1/100	NOIR/ZIK FINIE/SE COLLE AU MUR			5	5	5	5	5						D				

Cue 1/5 entrée public

Times: Up 5 Down 5 Focus 5 Color 5 Beam 5
Delays: Up 0 Down 0 Focus 0 Color 0 Beam 0
Duration: 5

Channel	511	512
Intensity	30	30

Cue 1/9 NOIR SALLE

Times: Up 8 Down 8 Focus 8 Color 8 Beam 8
Delays: Up 0 Down 0 Focus 0 Color 0 Beam 0
Duration: 8
Flags: DarkMove
Hang: 0.1

Channel	3	4	5	6	7	8	9	10	11	12	511	512
Intensity	MK	MK	MK	MK	MK	MK	MK	MK	MK	MK	0	0
Focus	Q 11	Q 11	Q 11	Q 11	Q 11	Q 11	Q 11	Q 11	Q 11	Q 11		
Color	+	+	+	+	+	+	+	+	+	+		
Beam	Q 11	Q 11	Q 11	Q 11	Q 11	Q 11	Q 11	Q 11	Q 11	Q 11		

Cue 1/11 AUTO.STROBE+SON APRÈS 1MN

Times: Up 8 Down 8 Focus 8 Color 8 Beam 8
Delays: Up 0 Down 0 Focus 0 Color 0 Beam 0
Duration: 8
Flags: DarkMove

Channel	1	2	3	4	5	6	7	8
Intensity	0	0	4	4	4	4	4	4
Focus	miniB face	miniB face	miniB tout plato	miniB tout plato	miniB tout plato	miniB tout plato	miniB tout plato	miniB tout plato
Color	+	+	0	0	0	0	0	0
Beam	+	+	+	+	+	+	+	+

Channel	9	10	11	12
Intensity	4	4	4	4
Focus	miniB tout plato	miniB tout plato	miniB tout plato	miniB tout plato
Color	0	0	0	0
Beam	+	+	+	+

Cue 1/15 APRÈS 2 TOURS EN COURANT

Times: Up 0 Down 4 Focus 0.1 Color 0 Beam 0.1

Delays: Up 0 Down 0 Focus 0 Color 0 Beam 0
 Duration: 4.1
 Flags: DarkMove
 Hang: 1

Channel	1	2	3	4	5	6	7	8	9	10	11	12
Intensity			MK	MK	MK	MK	MK	MK	MK	MK	MK	MK
Focus			tous centre	tous centre	tous centre	tous centre	tous centre	tous centre	tous centre	tous centre	tous centre	tous centre
Beam	+	+	Q 20	Q 20	Q 20	Q 20	Q 20	Q 20	Q 20	Q 20	Q 20	Q 20

Cue 1/20 AUTO

Times: Up 0.1 Down 0.1 Focus 0.1 Color 0.1 Beam 0.1
 Delays: Up 0 Down 0 Focus 0 Color 0 Beam 0
 Duration: 0.1
 Flags: DarkMove

Channel	1	2	3	4	5	6	7	8	9	10	11	12
Intensity			31	31	31	31	31	31	31	31	31	31
Focus							+		+			+
Color	100	100										
Beam	4	4	+	+	+	+	+	+	+	+	+	+

Cue 1/30 QUAND IL MARCHE

Times: Up 4:00 Down 4:00 Focus 4:00 Color 4:00 Beam 4:00
 Delays: Up 0 Down 0 Focus 0 Color 0 Beam 0
 Duration: 4:00
 Flags: DarkMove

Channel	1	2	3	4	5	6	7	8	9	10	11	12
Intensity			73	73	73	73	73	73	73	73	73	FL
Focus	0	0					+	+		tous centre		+
Color	Q 40	Q 40										
Beam	Q 40	Q 40	43	51	+	51	48	48	50	51	47	48

Cue 1/40 AVEC SON "HELICOPTÈRE"

Times: Up 2:00 Down 2:00 Focus 2:00 Color 2:00 Beam 2:00
 Delays: Up 0 Down 0 Focus 0 Color 0 Beam 0
 Duration: 2:00
 Hang: 0.1

Channel	1	2	3	4	5	6	7	8	9	10	11	12
Intensity	39	39	FL	FL	FL	FL	FL	FL	FL	FL	FL	FL
Focus	miniBcarre	miniBcarre	miniBcarre	miniBcarre	miniBcarre	miniBcarre	miniBcarre	miniBcarre	miniBcarre	miniBcarre	miniBcarre	miniBcarre
Color	+	+										
Beam	42	42	+	50	50	50	50	50	50	50	50	+

Cue 1/50 AUTO

Times: Up 4:00 Down 4:00 Focus 4:00 Color 4:00 Beam 4:00
 Delays: Up 0 Down 0 Focus 0 Color 0 Beam 0
 Duration: 4:00
 Hang: 0.1

Channel	1	2	3	4	5	6	7	8	9	10	11	12
Intensity	35	35	41	41	41	41	41	41	41	41	41	41
Focus	miniB face	miniB face										
Color	CP 1	CP 1	CP 1	CP 1	CP 1	CP 1	CP 1	CP 1	CP 1	CP 1	CP 1	CP 1
Beam	43	43										

Cue 1/60 AUTO

Times: Up 4:00 Down 4:00 Focus 4:00 Color 4:00 Beam 4:00
 Delays: Up 0 Down 0 Focus 0 Color 0 Beam 0
 Duration: 4:00

Channel	1	2	3	4	5	6	7	8	9	10	11	12
Intensity	30	75	55	55	55	55	55	55	55	55	55	55
Color	:G L206	CP 2	:G L206	:G L206	:G L206	:G L206	:G L206	:G L206	:G L206	:G L206	:G L206	:G L206
Beam	45	45	50	50	50	50	50	50	50	50	+	50

Cue 1/70 FIN SON, SUR DEPL. VERS MICRO
Times: Up 5 Down 5 Focus 5 Color 5 Beam 5
Delays: Up 0 Down 0 Focus 0 Color 0 Beam 0
Duration: 5
Flags: DarkMove

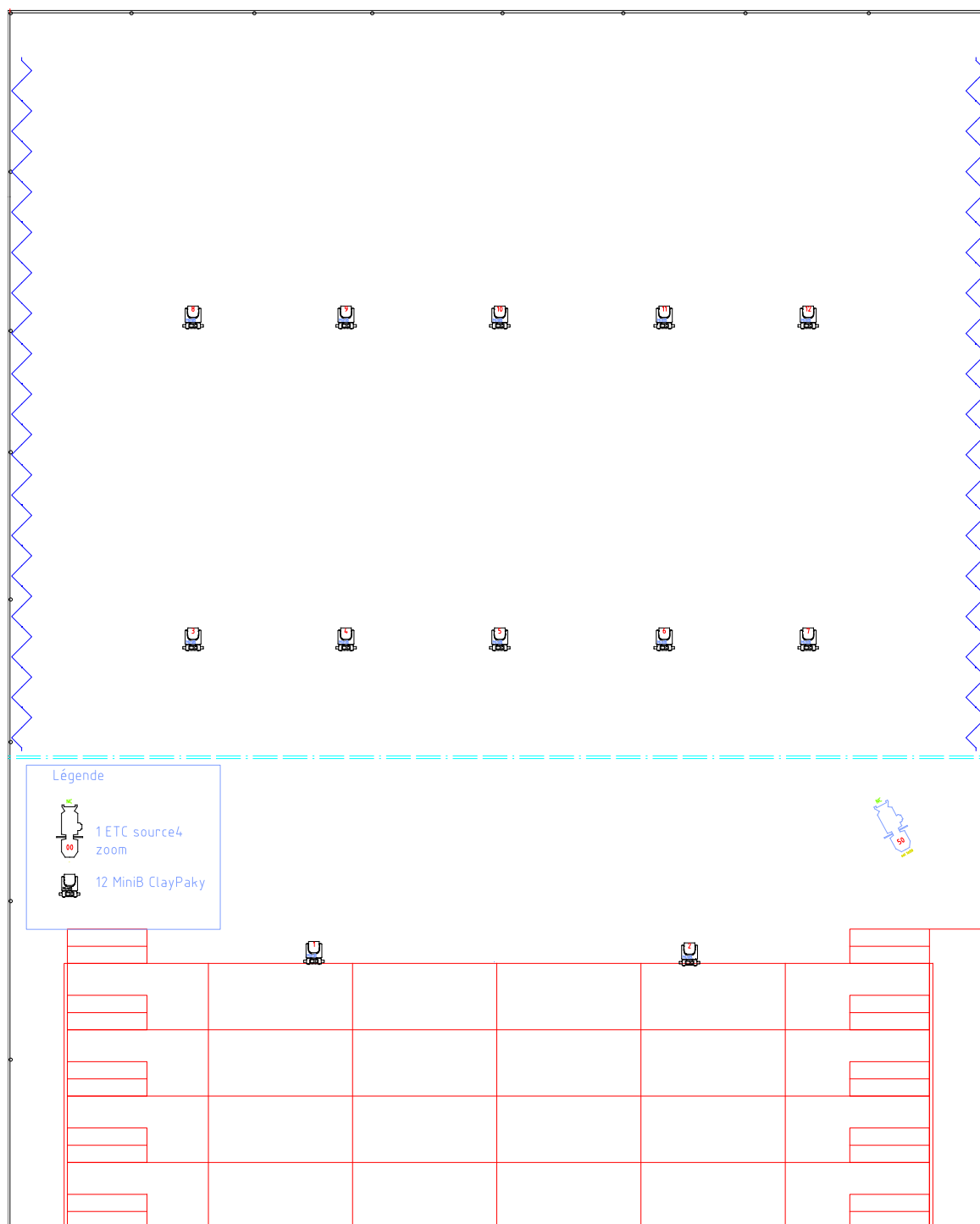
Channel	1	2	3	4	5	6	7	8	9	10	11	12	18
Intensity	22	65	0	0	40	53	53	0	0	0	0	0	0
Focus	+	+		+	+	+	+						+
Color	+	+											+
Beam	37	+	42	42	39	40	39						+

Cue 1/80 POSE MICRO.+SON "SIMON ESSAI V4"
Times: Up 10 Down 4 Focus 5 Color 5 Beam 5
Delays: Up 4 Down 0 Focus 0 Color 0 Beam 0
Duration: 14

Channel	1	2	5	6	7	50
Intensity	0	0	0	0	0	58

Cue 1/100 NOIR/ZIK FINIE/SE COLLE AU MUR
Times: Up 5 Down 5 Focus 5 Color 5 Beam 5
Delays: Up 0 Down 0 Focus 0 Color 0 Beam 0
Duration: 5
Flags: DarkMove

Channel	1	2	3	4	5	6	7	50
Intensity								0
Focus	+	0			miniBcarre	miniBcarre	miniBcarre	
Color	100	100	:G L203	:G L203	:G L203	:G L203	:G L203	
Beam	32	+	53	53	53	53	53	



Contact :
Simon Ramseier
0041772691329
simo@netplus.ch
Place Scanavin 3 , 1800 Vevey

Cie patiperros – Chemin de Valmont 234, 1260 Nyon